



OZTUFF™
Australian Couch.



**Toughest yet.
Nothing out wears OZTUFF.**

Very high wear tolerance. High drought tolerance. Quick recovery.

Appearance

- ✓ Dark green colour
- ✓ Dense growth
- ✓ Finer leaf than most other turf varieties used in domestic areas, parks and sporting fields

Features

- ✓ Very high wear tolerance ideal for recreational and sports areas
- ✓ Less mowing
- ✓ Moderate thatch layer which provides greater wearability and recovery
- ✓ Retains colour in poorer quality soils or where nutrition is low
- ✓ Strong resistance to insects and diseases
- ✓ Produces low seed head (a common irritant for people with allergies)

Climatic performance

- ✓ High drought tolerance
- ✓ Quick recovery following periods of drought stress
- ✓ Performs well under environmental pressures
- ✓ Performs well in saline / coastal locations

Environmental benefits

- ✓ Damage-resistant to most registered herbicides
- ✓ Capable of growing where recycled water is used

More information on OZTUFF™ >



myhometurf.com.au



OZTUFF™ is a high quality turfgrass ideally suited for domestic lawns, commercial areas, parks and both community and elite sporting fields.

This Australian-bred green couch is dark green in colour, has a prostrate growth habit, strong root development at depth and minimal seed head production.

Independent scientific testing* has shown that **OZTUFF™** possesses low nutritional requirements, disease resistance, salinity tolerance and superior wear resistance and recovery, and was ranked number 1 for wear tolerance in a four-year HAL study.#

Maintenance

- ✓ Cut to 1.8cm-2.5cm every 7-21 days in the warmer months, depending on the frequency of fertiliser
- ✓ For a faster-growing lawn or to increase wear tolerance, simply fertilise more frequently


OZTUFF™ is highly drought tolerant **once established** – but, like all plants, needs water. Requirements will vary depending on environmental factors. Be aware of a drying climate and water your lawn accordingly.

Remember, infrequent deep watering of your lawn promotes a healthy lawn and a strong deep-rooted system. Watering time is best in the early morning.


*Nationally funded HAL (Horticulture Australia Limited) research projects: TU02005, TU06006, TU06008, #TU08018 and TU09001.

Shade tolerance	Low
Drought tolerance	High
Maintenance	Medium high
Wear tolerance	Very high
Winter colour	1.5/10*
Cold tolerance	Low
Best planting time	Anytime
Where it works best	QLD, NSW, VIC
Soil type	Most soil types
Leaf	Fine
Salt tolerance	High
Seed head levels	Low


*Winter colour rating when fertilised.
Note: Lawn is a living product that performs differently in various environments and seasonal conditions.




Shade Tolerance
Low



Drought Tolerance
High



Maintenance
Medium high



Wear Tolerance
Very high



OZTUFF™
Australian Couch.



myhometurf.com.au

